



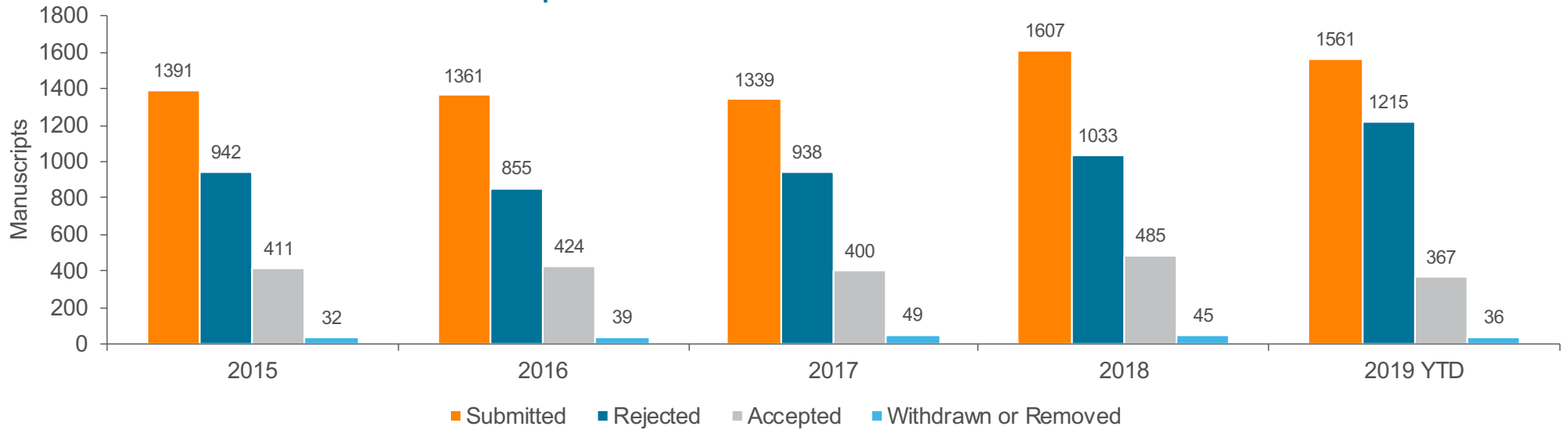
# *Free Radical Biology and Medicine*

Update

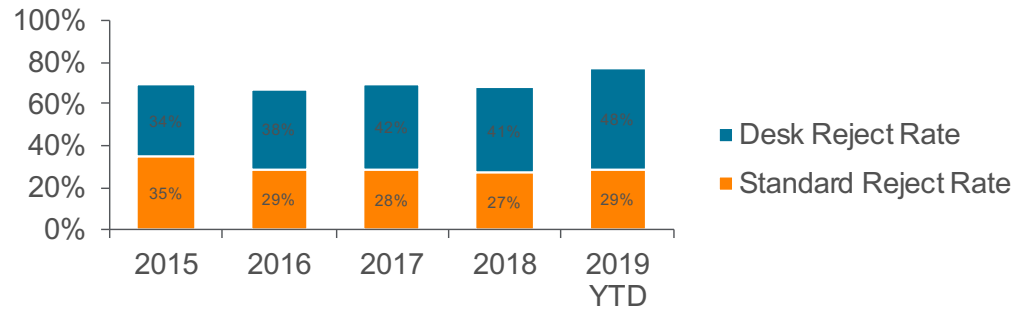
Presented by Kelvin Davies  
Date November 2019



## Submitted Manuscripts & Editorial Outcomes

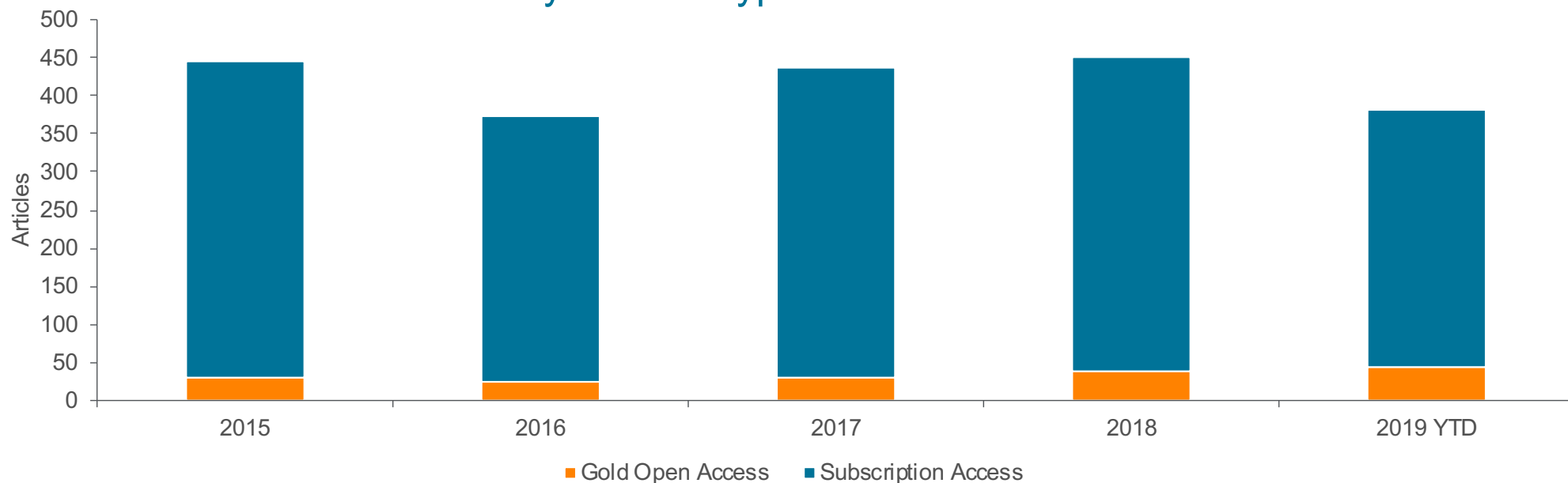


## Rejection Rate



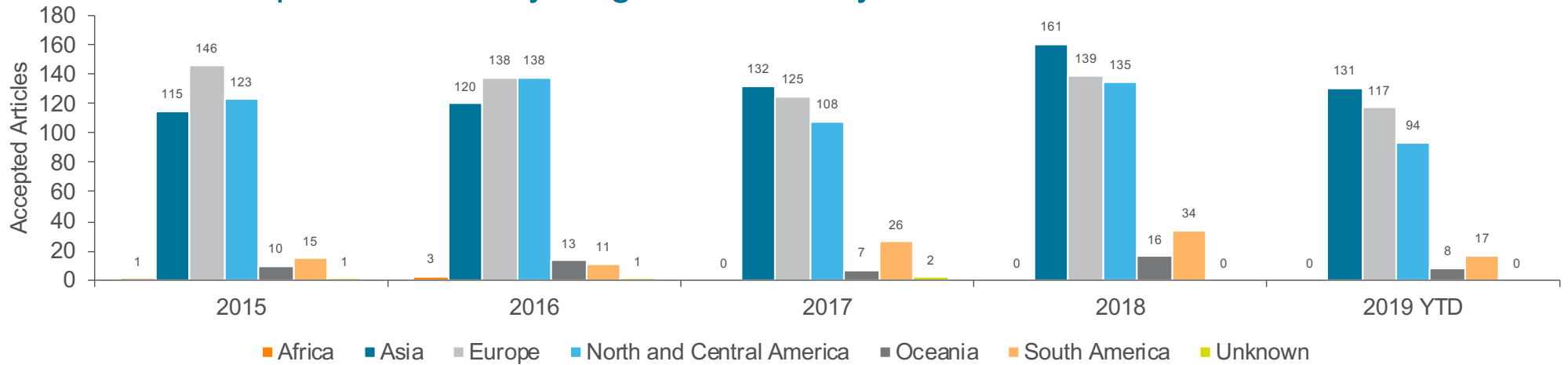
Last Updated: 17 Nov 2019

## Published Articles by Access Type

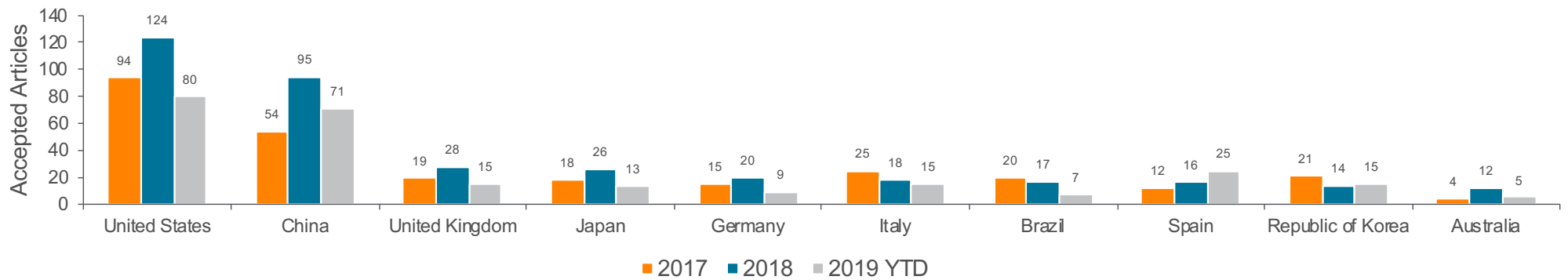


Access Type	KPI Articles	2015	2016	2017	2018	2019 YTD
Gold Open Access	N	1	0	0	1	0
Gold Open Access	Y	29	24	29	38	43
Subscription Access	N	34	22	20	38	26
Subscription Access	Y	415	349	408	413	338
<b>Total</b>		<b>479</b>	<b>395</b>	<b>457</b>	<b>490</b>	<b>407</b>

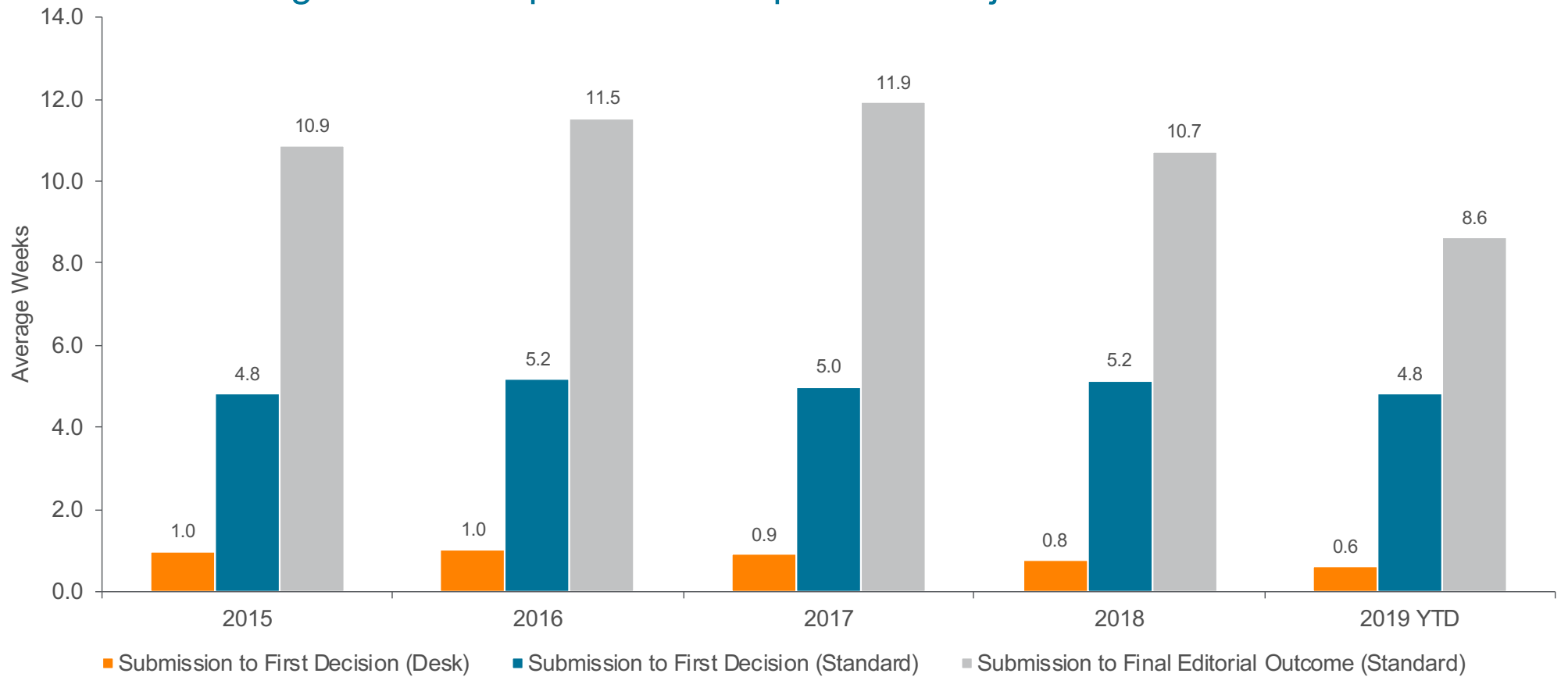
## Accepted Articles by Region & Country



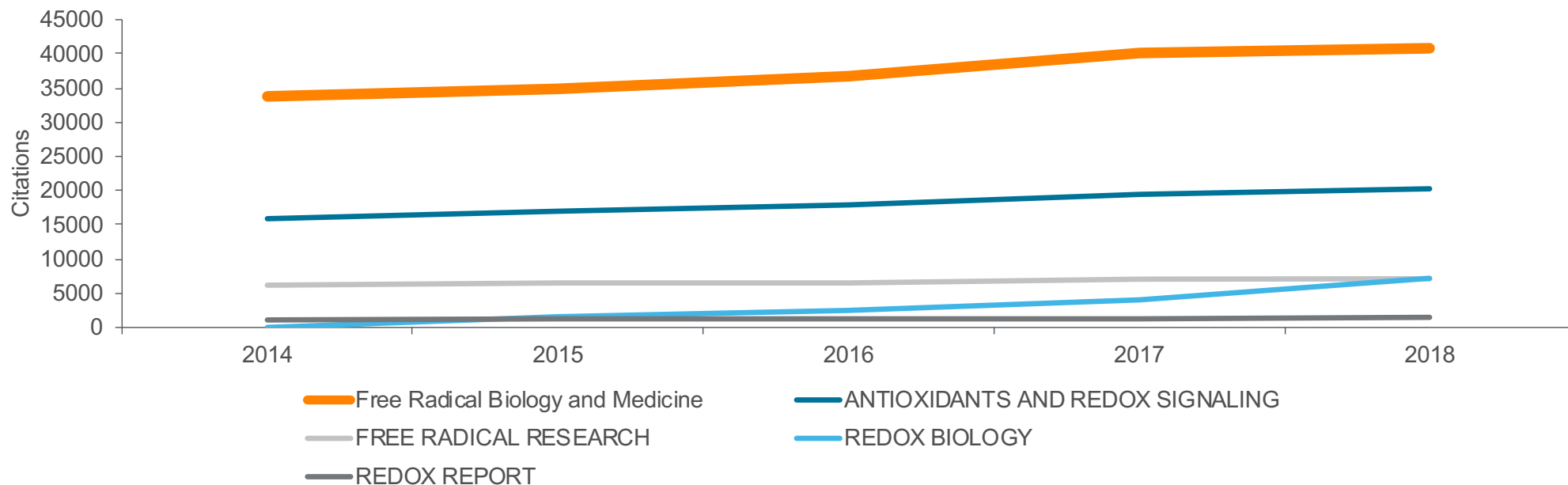
### Trend of Top 10 Countries (2018)



## Average Editorial Speed for Accepted and Rejected Articles



## Citations for All Articles



ISSN	Title	2014	2015	2016	2017	2018
08915849	Free Radical Biology and Medicine	33,783	35,011	36,732	40,089	40,820
15230864	ANTIOXIDANTS AND REDOX SIGNALING	15,899	17,009	17,831	19,324	20,275
10715762	FREE RADICAL RESEARCH	6,179	6,364	6,525	7,059	6,987
22132317	REDOX BIOLOGY	0	1,507	2,540	4,083	7,192
13510002	REDOX REPORT	1,097	1,224	1,168	1,335	1,478

Source: Journal Citation Reports (Regd.) (Clarivate Analytics)

## *Innovation at Free Radical Biology & Medicine*

Thanks to Harry Ischiropoulos for many years of service

New Associate Editor being sought

Major Editorial Board Updating in 2020

Accept, Reject, Minimal Revision policy

Faster handling, decision, and publication times

Many new Special Issues in progress – Giovanni Mann

New Aims and Scope

Transitioning from Eviset to Manuscript Manager in 2020

We are very proud that  
*Free Radical Biology & Medicine* contributes  
over 90% of the annual Elsevier financial  
support of SfRBM

FRBM + RB \$331,000 total in 2017

FRBM + RB \$342,000 total in 2018

FRBM also contributes over 70% of the annual Elsevier support to SFRR Europe (~\$90,000)